



**Volleyball Futures Camp
Saturday 9th July 2022
National Volleyball Centre Kettering**

**For athletes (boys and girls) born in 2008, 2009 or
2010**



Volleyball Futures

Volleyball Futures supports the development of young athletes who aspire to play for England.

At Volleyball Futures camps young athletes learn the essential volleyball fundamentals they need to make it onto the England Talent Pathway.

At Volleyball Futures camps young athletes the experience a National Team camp environment and find out what it is like to train like an England athlete. They get the opportunity to work with the National Team coaches and find out what is expected of an England athlete. They learn about the volleyball fundamentals how to practice them and why they are so important to get right to be a top volleyball player.

At the camp the players will:

- have three volleyball training sessions, led by national team coaches
- get advice on what to do to improve
- have a chance to win prizes by entering challenges and competitions
- get a Volleyball Futures 2022 T- shirt

The cost is £43, which includes coaching, court hire, a group photograph, and a Volleyball Futures T- Shirt.

Parents are welcome to stay and watch, however there is limited space on the balcony overlooking the main hall the National Volleyball Centre.

The closing date to book onto the Camp is Thursday 30th June 2022.

Volleyball England Hub contact

Molly Walker, Project Officer

Contact email Talent@volleyballengland.org

Volleyball Futures Schedule

Time	Venue	Activity
9.30 – 10am	Sports hall	Arrival and Registration Collect t-shirt and handover paperwork
10am – 12noon	Sports hall	Session 1 – Practical Challenges and activities to test your balance, body control and ability to move quickly. 2v2 game play.
12noon – 1pm	Boathouse	Lunch Please bring a packed lunch
1pm – 1.30pm	Boathouse	Session 2 – Quiz The chance to win some prizes.
1.30pm – 3pm	Sports hall	Session 3 – Practical - Passing Game Play 5 Top Tips to be the best passer in England
3pm – 3.30pm		Break
3.30pm – 5.15pm	Sports hall	Session 4 – Practical – Spiking Game play How a spiker and setter work together to make a successful attack.
5.15pm – 5.30pm	Sports hall	Awards, Next Steps and Departure

How to book – Closing date 30th June 2022

You will need to have a Volleyzone account to be able to book. You can find out how to Set up a VolleyZone account on page 9.

There are two parts to the booking process on Volleyzone. You need to complete both parts to secure a place on the camp. You will receive an automated confirmation email from Volleyzone

Part 1 - there is a link to complete an online form to gather information about the athlete and get permissions from parents/guardians.

Code of Conduct/Athlete Agreement

Please read the code of conduct on the next page carefully. It sets out Volleyball England's expectations of Volleyball Futures participants. You and your parents will be asked to sign the parent and athlete agreement as part of the online form.

Parental Permission

Volleyball England is only responsible for athletes during the camp in the National Volleyball Centre. Parents are responsible for their child's travel arrangements to and from the NVC. The athletes must be collected promptly at the end of the camp. Parents give consent for athletes to attend as they complete the online form.

Medical Information and Consent

You will be asked information about your health and your parents will be asked to give consent for your to be treated if you get injured as part of the online form

Part 2 - payment. Please ensure you checkout the cart.

Photography and Video Recording

Should parents wish to take photographs or record images at the Volleyball Futures Camp you will need to complete the SP4 Form (Page 5) and bring it with you.

Volleyball Futures Code of Conduct

The Volleyball Futures camp is a valuable experience to help you develop as a player. Volleyball England expects the highest of standards of behaviour from our athletes. We expect all athletes attending the camp to accept and adhere to these standards set out below.

- As an athlete at the Volleyball Futures camp I will be representing my club, my family and myself. I take full responsibility for my actions.
- I will treat everyone with the respect and fairness that I would like them to show me.
- I will demonstrate proper personal/professional behaviour at all times, promoting a positive image of myself.
- I will respect others regardless of race, gender, disability, ethnicity, sexuality or religious beliefs and I will not tolerate or be involved in discrimination of any kind.
- I will keep my mobile phone switched off during sessions unless invited to use it as part of the session.
- I will ensure my use of social networking sites promote positive images and comments of the Volleyball Futures Camp.
- I will not smoke and possess or consume alcohol or illegal drugs whilst at the Volleyball Futures camp.
- I will not leave the National Volleyball Centre at any time during the camp.
- I agree that a full report of any misconduct will be forwarded to my parents/guardians if so required.
- I permit Volleyball England to take photographs and video for media purposes. Any media taken will be used suitably and with discretion.
- I agree that my personal information can be used by Volleyball England staff for the purpose of administration in line with the Volleyball England [GDPR Data Protection policy](#) and [Privacy policy](#).

SP4 - PHOTOGRAPHY & VIDEO RECORDING REGISTRATION FORM

This form should be completed by anyone wishing to take photographs or recorded images at a volleyball event, session or activity.

Personal Details

Club/Organisation associated with:

First Name:

Surname:

Address:

Postcode:

Email Address:

Daytime phone number:

Evening phone number:

Event, Session or Activity Details

Event, Session or Activity Name:

Venue:

Date(s):

Please describe how the photographs or recorded images will be used

Declaration

I wish to take photographs or recorded images during the course of the above event, session or activity. I have read, understood and agree to abide by the Volleyball England Photographic & Recorded Images Policy and confirm that the photographs and recorded images will only be used in an appropriate manner.

I acknowledge that if it is deemed that I have used the photographs or recorded images inappropriately, this may result in me being unable to use photographic equipment at volleyball events, sessions or activities in the future and that the incident may be reported to the Lead Safeguarding Officer and managed according to the Volleyball England Safeguarding & Protecting Young People Policies & Procedures.

Signed:

Date:

Print Name:

Venue and Accommodation

National Volleyball Centre Address

Arena Sports Kettering
Thurston Drive
Kettering
Northants
NN15 6PB
Tel: 01536 414308



By Car

Located near the A14 (junction 8) and A34, 20 minutes off the M1, it is easy to find. If you are using a Satnav, the postcode is **NN15 6PB**

By Train

The nearest station is **Kettering station** which is a 15-minute walk to the NVC.

By Taxi

If you require a taxi during the weekend, we recommend Premier Taxis Kettering. Tel: 01536 484484.

Accommodation

There are some great hotels in the area for those travelling long distances. We recommend the [Holiday Inn Express Kettering](#).

Volleyball England get discount if you use the discount code 954305266 at the time of booking.

Facilities

Indoor Arena: This is a 2000m² space made up of 4 courts, this is where the majority of training for the camps take place.



Beach Volleyball Courts: Kettering has 3 beach courts with sand that came from the London 2012 Olympics! These are used during beach volleyball camps.



Club Room: This overlooks the indoor arena and provides a space for classroom-based learning, workshops, group work and team discussions, as well as some down time in between camp training sessions. Talent pathway athletes can also use this as a study space should they need to do exam revision or school work.

Viewing Balcony: This overlooks the indoor arena and provides a limited standing space for parents. Parents are welcome to stay and watch we just politely ask you to refrain from taking chairs on to the viewing balcony as this is against the venue's fire regulations. Thank you.

You can purchase refreshments from the reception area and the Balance Café located to the side of the building. Whilst parents and guardians are welcome to stay at the venue there is also a broad range of shops, restaurants and other amenities close by if you wish to explore.

Setting up a VolleyZone account

All transactions are made through [VolleyZone](#). This means the athlete will need to have a VolleyZone account, which has to be set up in the parents name. As a parent if you already have a VolleyZone account go to Step 2.

If you do not have a VolleyZone account start at Step 1.

STEP 1

1. You can refer to the [‘Registering as a new user’](#) video, [‘Activating your account’](#) video and [‘Completing your profile’](#) video to guide you through the set up process. **Please select ‘parent’ as the volleyball role in the drop-down box on the main registration page unless you currently have another role within Volleyball England such as a coach or referee.**
2. Once you have set up an account you will need to create a child account within your parental account, you can refer to the [‘Creating a child account’](#) video. All details and communication for your child can be managed within the same account. This is particularly important for athletes under 18 years of age.

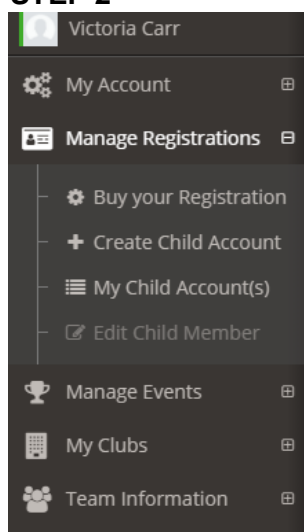


Note: you will need to have photos ready for your account and your child account. Your registration cannot be complete without them. If you do not upload photos you will see a yellow banner appear at the top of the screen asking you to complete your profile. Click on the camera image to upload your photo (see photo to the right), You must press ‘submit’ at the bottom to save the changes.

You only need to complete this registration process once, if your child is selected you will use the same account and registration process to book onto national training camps and competitions.

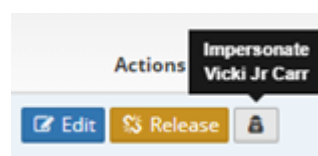
Registering and paying for Volleyball Futures

STEP 2

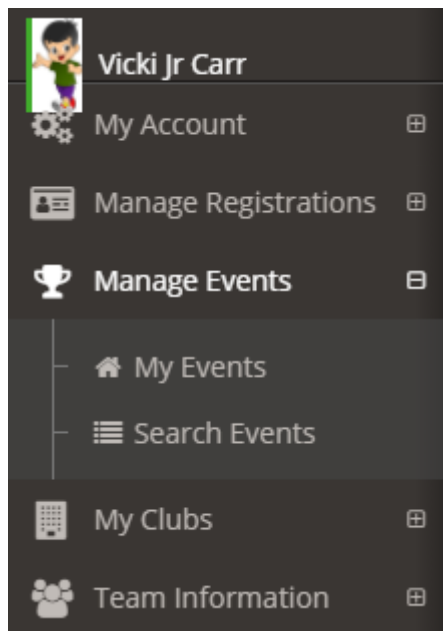


1. Once you have set up the child account you will need to ‘impersonate’ your child to book them on to the event. To do this, click on ‘Manage Registrations’ in the left-hand panel then ‘My Child Accounts’, see screenshot below.

2. Your child’s details will then appear on screen. Click on the ‘impersonate’ button to the right of the screen, see screenshot below.



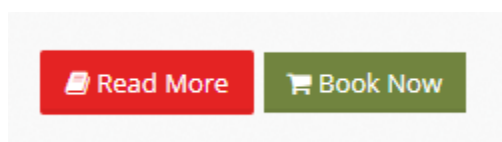
3. The page will refresh, and your child's account will appear on screen.
4. Then, click on 'Manage Events' in the left-hand panel then 'Search Events', see screenshot below.



5. A list of upcoming events will appear. You will need to scroll to find or search in the search bar for Volleyball Futures you would like to book onto, see screenshot below.

An event card for 'Volleyball Futures Camp - 9th July 2022'. The card features the Volleyball England logo on the left. On the right, it lists the schedule as 'Day 1: 09-07-2022 (10:00 - 17:30)' with a price tag of '£43.00'. Below the schedule, it lists the location as 'National Volleyball Centre, Kettering Conference Centre, Thurston Drive, Kettering, Northamptonshire'. The description is 'Futures Event'. At the bottom, it shows 'Type: Futures', 'Capacity: 64 places remaining', and 'Entry Deadline: 30-06-2022'. There are two buttons: a red 'Read More' button and a green 'Book Now' button.

6. Make sure you read the information then click 'Book now', see screenshot below.



7. A pop up will ask you if you want to add the event to your cart, click 'yes'.
8. Your cart will be updated in the top right-hand corner of the screen, see screenshot below. Then, click on the cart.



9. The page will refresh, and a screen will appear with your chosen event. Please make sure that this is the correct event you want to book on to and that the selection box is ticked. There is no voucher code. Click the green 'Checkout' button then click 'yes' to proceed to payment.
10. Then, click 'Proceed' then click 'yes' when the pop up comes up asking you to agree to the terms.
11. The page will refresh, and you will then be able to continue through the process of entering your card details to make final payment.
12. You have registered and paid!
13. You will get a confirmation email to confirm payment.

Refunds

If an athlete is not able to attend the Futures camp once they have registered the following applies:

- If it is more than ten working days before the start of the camp – full refund or transfer on to the next camp.
- If it is less than ten working days before the start of the camp – no refund

Exceptional Circumstances

Refunds may be consider in very exceptional circumstances and only if Volleyball England has not already paid for the goods or services. Each case will be considered individually.