



**Junior Men and Women  
(U19) Trials Information Pack**

**Saturday 17<sup>th</sup> October 2020**

National Volleyball Centre,

Thurston Drive,

Kettering,

Northants,

NN15 6PB.

Directions [here](#)



Dear Athlete,

Thank you for your interest in the Open Trials at the National Volleyball Centre in Kettering on Saturday 17 October. There are Junior Men's and Junior Women's trials on the same day.

This year is exceptional, and we have had to make special arrangements to hold the trials while keeping within the Government guidelines for indoor sport. We have written a risk assessment which you can read [here](#), so you can see all the measures we have taken to make the trials safe.

We usually have a parents meeting at the trials but that won't be possible so we have set up an online meeting prior to the trials, so we can explain a little about the Talent Pathway, what we are looking for, and what happens next. These are the dates. We will send the joining instructions, with the confirmation email, the week before the trials.

U19 Junior Women's Parent Meeting            Thursday 15<sup>th</sup> October 8.00pm

U19 Junior Men's Parent Meeting            Thursday 15<sup>th</sup> October 9.00pm

### Register and pay for the trials by Sunday 4<sup>th</sup> October

All transactions are made through [VolleyZone](#). This means the athlete will need to have a VolleyZone account so you can register them and pay. We have created a step by step guide to help you at the end of this Information Pack.

### Documents to complete before Sunday 4<sup>th</sup> October:

Read the Code of Conduct (page 4) and COVID-19 Code of Behaviour (page 5) You will be asked to agree to these as part of the registration process.	
Personal information, volleyball questionnaire, OPT In statement and codes of conduct agreements.	Complete <a href="#">here</a>
Complete the online Medical Screening Form	Complete <a href="#">here</a>
Proof of citizenship Send a copy of your passport or birth certificate	Send to <a href="mailto:talent@volleyballengland.org">talent@volleyballengland.org</a>

### Eligibility

You **must be a British Citizen**. You need a copy of your passport or birth certificate as proof. If you are selected, you will need a passport to travel to overseas competitions. Please see a passport copy example below.



## U19 Men (athletes born 2003 and 2004)

Please arrive at **14.30** for registration. Wait outside the main Arena Reception until one of the staff come to collect you.

Time	Description	Room
14.30-14.45	Arrival and registration	Sports Hall Court 4
14.45-16.45	Training	Courts 1, 2, 3
16.45-18.00	Lunch- meet the coaches	Sports Hall Court 4
18.0 -19.45	Training	Courts 1, 2, 3
19.45 -20.00	Debrief	Sports Hall Court 4
20.00	Depart	Main Exit

### What to bring:

- Wear your training kit as the changing rooms will not be open.
- One bag/rucksack, space is very limited with the 2m social distance requirement
- Face coverings
- Hand sanitiser
- Water bottle, filled to start
- Packed lunch
- Snacks
- Notepad and pen

Make sure all your personal items have your name on them.

### Accommodation and Travel

There are some great hotels in the area for those travelling long distances. We recommend the [Holiday Inn Express Kettering](#). You can use the account number 954305266 under the corporate ID box on the website to access a Volleyball England exclusive discount.

The local train station is Kettering and is a short taxi ride away from the venue. We recommend Premier Taxis Kettering 01536 484484.

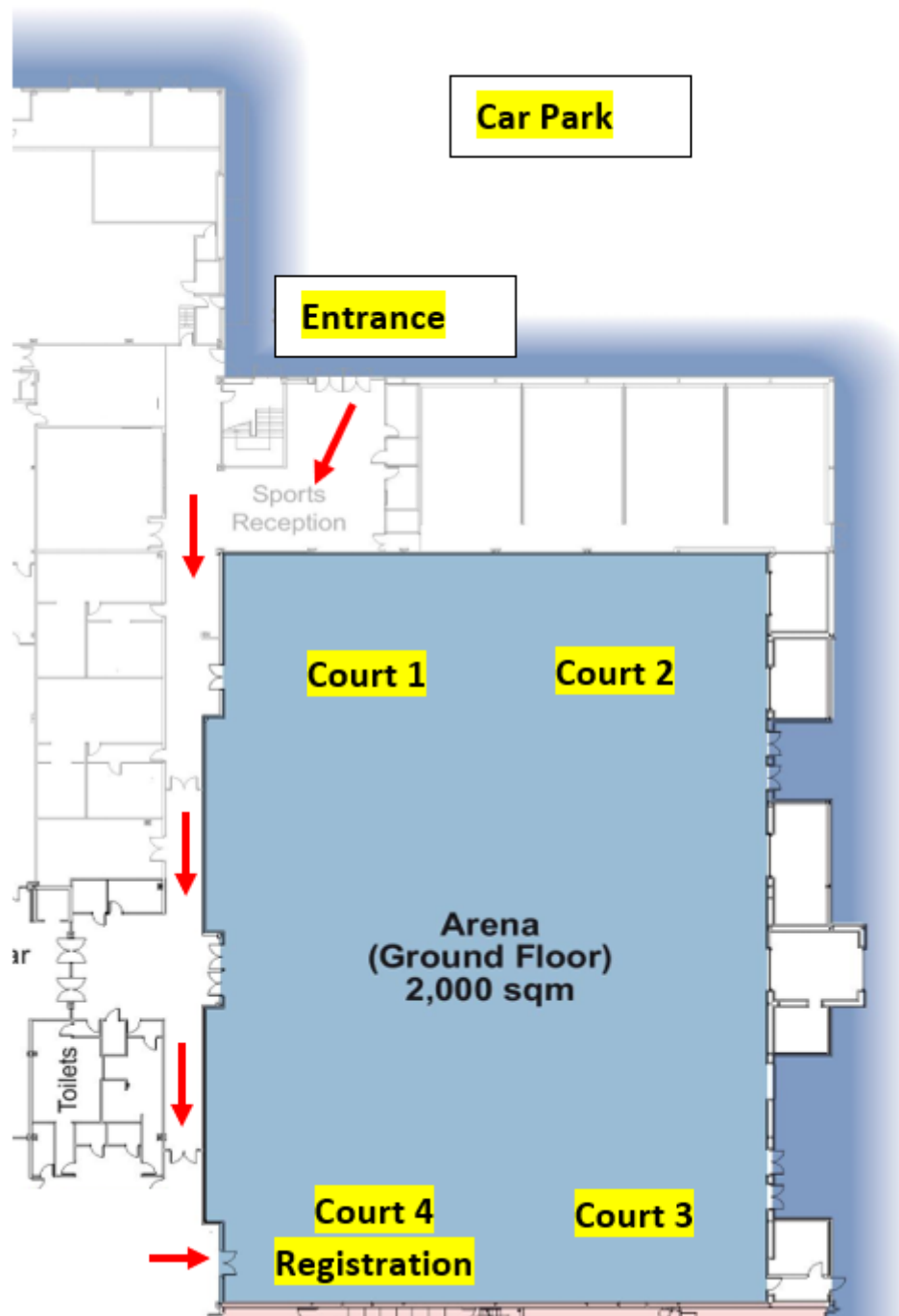
### Selection

Selection decisions will be made by the national team coaches by the start of the following week and you will receive an email by Tuesday 20<sup>th</sup> October to let you know if you are successful in being selected for the England Talent Pathway for 2021.

Selected athletes will be invited to the camp on 14/15<sup>th</sup> November and we will explain how to register, pay, what to bring, and the schedule for the weekend. The deadline to register for the November camp is 27<sup>th</sup> October.

These are the dates for the training camps: 14/15<sup>th</sup> November, 12/13<sup>th</sup> December, 9/10<sup>th</sup> January, and 13/14<sup>th</sup> February 2021 at the National Volleyball Centre in Kettering. There is also a competition in Italy from 28<sup>th</sup> - 31<sup>st</sup> December 2020.

If you have any questions or queries, please do not hesitate to contact the talent team via [talent@volleyballengland.org](mailto:talent@volleyballengland.org)



## Code of Conduct

Attendance at England Talent Pathway open trial is a valuable experience that is intended to assess your performance and develop you as an athlete. Volleyball England is committed to the highest of standards of behaviour. We expect all athletes attending trials to accept and adhere to these standards. Any violation may result in appropriate sanctions such as not being selected to be a part of the pathway.

As an open trialist I will be representing Volleyball England, my club and my family and myself. I take full responsibility for my actions. I have read the 'Code of Conduct' below, I understand the points and I agree to comply fully with them;

1. I fully commit to the attending the England Talent Pathway open trials.
2. I will treat others with the respect and fairness that I would like them to show me.
3. I will promote relationships with participants and others that are based on openness, honesty, trust and respect.
4. I will demonstrate proper personal/professional behaviour at all times.
5. I will respect others regardless of race, gender, disability, ethnicity, sexuality or religious beliefs and I will not tolerate or be involved in discrimination of any kind.
6. I will keep my mobile phone switched off during sessions unless invited to use as part of the session.
7. I will ensure my use of social networking sites promote positive images and comments of the England Talent Pathway and Volleyball England.
8. I will comply with UKAD's, WADA's and FIVB's Anti-Doping policies.
9. I will not smoke and possess or consume alcohol or illegal drugs whilst at the England Talent Pathway open trials.
10. I will not leave the National Volleyball Centre at any time during the trials, without informing a member of VE staff.
11. Agree that a full report of any misconduct be forwarded to my parents/guardians if so required.
12. I permit Volleyball England to take photographs and video for media purposes. Any media taken will be used suitably and with discretion.

# COVID-19 Code of Behaviour

This code applies to everyone who takes part in volleyball activity in England as well as those who represent England as volleyball players.

Minimum standards of behaviour and conduct:

13. All participants must maintain social distancing while entering the venue, preparing their own equipment and when leaving the venue.
14. All participants should sanitise their hands prior to the start of activity.
15. Volleyballs can be shared but the sharing of other equipment should be limited where possible.
16. Where equipment such as volleyballs are shared, participants must practice strict hand hygiene before and after use and the equipment must be cleaned before use by another person.
17. Players should refrain from spitting or rinsing out their mouths and should maintain respiratory etiquette if they cough or sneeze.
18. Players, coaches, officials and spectators should refrain from shouting.
19. Congratulatory touches are not permitted.
20. Hand sanitiser should be used during all breaks in activity and prior to consuming any food or drink.
21. If a participant continually breaks this code of behaviour, they will be asked to leave the activity.



## Setting up a VolleyZone account

All transactions are made through [VolleyZone](#). This means the athlete will need to have a VolleyZone account. As a parent, if you already have a VolleyZone account go to Step 2.

If you do not have a VolleyZone account start at Step 1.

1. You can refer to the [‘Registering as a new user’](#) video, [‘Activating your account’](#) video and [‘Completing your profile’](#) video to guide you through the set up process. **Please select ‘parent’ as the volleyball role in the drop-down box on the main registration page unless you currently have another role within Volleyball England such as a coach or referee.**
2. Once you have set up an account you will need to create a child account within your parental account, you can refer to the [‘Creating a child account’](#) video. All details and communication for your child can be managed within the same account. This is particularly important for athletes under 18 years of age.

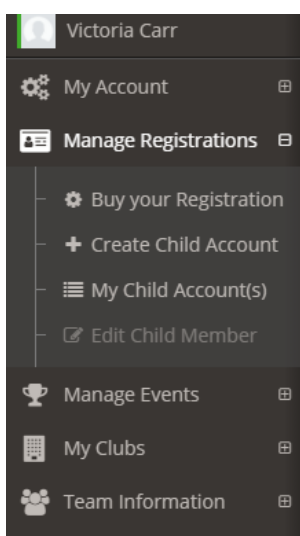


**Note:** you will need to have photos ready for your account and your child account. Your registration cannot be complete without them. If you do not upload photos you will see a yellow banner appear at the top of the screen asking you to complete your profile. Click on the camera image to upload your photo (see photo to the right), You must press ‘submit’ at the bottom to save the changes.

You only need to complete this registration process once, if your child is selected you will use the same account and registration process to book onto national training camps and competitions.

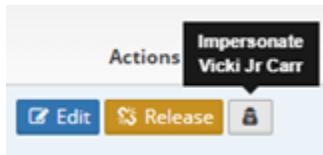
## Registering and paying for the trials

1. Once you have set up the child account you will need to ‘impersonate’ your child to book them on to the event. To do this, click on ‘Manage Registrations’ in the left-hand panel then ‘My Child Accounts’, see screenshot below.

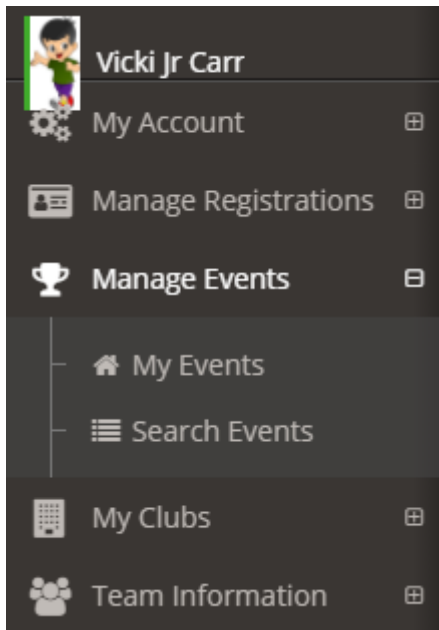


2. Your child’s details will then appear on screen. Click on the ‘impersonate’ button to the right of the screen, see screenshot below.





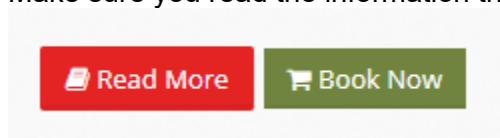
3. The page will refresh, and your child's account will appear on screen.
4. Then, click on 'Manage Events' in the left-hand panel then 'Search Events', see screenshot below.



5. A list of upcoming events will appear. You will need to scroll to find or search in the search bar for the relevant event you would like to book on to, see screenshot below (U19 Juniors used as an example).



6. Make sure you read the information then click 'Book now', see screenshot below.



7. A pop up will ask you if you want to add the event to your cart, click 'yes'.
8. Your cart will be updated in the top right-hand corner of the screen, see screenshot below. Then, click on the cart.



9. The page will refresh, and a screen will appear with your chosen event. Please make sure that this is the correct event you want to book on to and that the selection box is ticked. There is no voucher code. Click the green 'Checkout' button then click 'yes' to proceed to payment.
10. Then, click 'Proceed' then click 'yes' when the pop up comes up asking you to agree to the terms.
11. The page will refresh, and you will then be able to continue through the process of entering your card details to make final payment.
12. You have registered and paid!